



1. N1 は N2 です

(wa + desu)

Indicates identity or equivalence.

Examples



• わたしは 学生です。
Watashi wa gakusei desu.
I am a student.



• これは 本です。
Kore wa hon desu.
This is a book.



• あの人は 先生です。
Ano hito wa sensei desu.
That person is a teacher.

2. N1 は N2 じゃありません

(wa ja arimasen)

Indicates negation.
Means "N1 is not N2".

Examples



• わたしは 学生じゃありません。
Watashi wa gakusei ja arimasen.
I am not a student.



• これは 本じゃありません。
Kore wa hon ja arimasen.
This is not a book.



• あの人は 先生じゃありません。
Ano hito wa sensei ja arimasen.
That person is not a teacher.

3. N1 は N2 ですか

(wa + desu ka)

Used to ask a question.
Means "Is N1 N2?"

Examples



• あなたは 学生ですか。
Anata wa gakusei desu ka?
Are you a student?



• これは 本ですか。
Kore wa hon desu ka?
Is this a book?



• あの人は 先生ですか。
Ano hito wa sensei desu ka?
Is that person a teacher?

4. N1 も N2 です

(mo)

Indicates "also" or "too".

Examples



• わたしも 学生です。
Watashi mo gakusei desu.
I am also a student.



• 田中さんも 先生です。
Tanaka-san mo sensei desu.
Mr./Ms. Tanaka is also a teacher.



• 本も あります。
Hon mo arimasu.
There are also books.

5. N1 は N2 の N3 です

(wa + N2 no N3 desu)

Indicates possession or relationship.

Examples



• わたしは 田中さんの 学生です。
Watashi wa Tanaka-san no gakusei desu.
I am Tanaka-san's student.



• これは わたしの 本です。
Kore wa watashi no hon desu.
This is my book.



• あの人は 学校の 先生です。
Ano hito wa gakkō no sensei desu.
That person is a teacher at the school.

Quick Review



毎日少しずつ、
日本語を勉強しましょう！
Let's study Japanese
a little every day!

- 1 Identity / Equivalence
- 2 Negation
- 3 Question

- 4 Also / Too
- 5 Possession / Relationship

がんばりましょう！
You can do it!





1. これ / それ / あれ

これ、それ and あれ are demonstratives. They work as nouns.
 これ refers to a thing near the speaker.
 それ refers to a thing near the listener.
 あれ refers to a thing far from the speaker and listener.



Examples

- それは 辞書ですか。
Sore wa jisho desu ka.
Is that a dictionary?
- これをください。
Kore o kudasai.
I'll take this. (lit. Please give this to me.)(L.3)



2. この N / その N / あの N

これ、それ and あれ modify nouns.
 “この N” refers to a thing or a person near the speaker.
 “その N” refers to a thing or a person near the listener.
 “あの N” refers to a thing or a person far from both the speaker and the listener.



Examples

- この本は わたしのです。
Kono hon wa watashi no desu.
This book is mine.
- あの方は どなたですか。
Ano kata wa donata desu ka.
Who is that [person]?



3. そうです / そうじゃありません

In the case of a noun sentence, the word そう is often used to answer a question requiring an affirmative or negative answer.
 はい、そうです is the affirmative answer and
 いいえ、そうじゃありません is the negative answer.



Examples

- それは テレホンカードですか。
Sore wa terehon kādo desu ka.
Is that a telephone card?
→ はい、そうです。
Hai, sō desu.
... Yes, it is (lit. Yes, it's so)
- それは テレホンカードですか。
Sore wa terehon kādo desu ka.
Is that a telephone card?
→ いいえ、そうじゃありません。
Iie, sō ja arimasen.
... No, it isn't.



4. S1 か、S2 か

This is a question asking the listener to choose between alternatives, S1 and S2. For the answer to this type of question, the chosen sentence is stated. Neither はい nor いいえ is used.



Examples

- これは 「9」 ですか、「7」 ですか。
Kore wa “kyū” desu ka, “nana” desu ka.
Is this a “9” or a “7”?
→ ... 「9」 です。
“Kyū” desu.
... It's a “9”.



5. N1 の N2

You learned in Lesson 1 that の is used to connect two nouns when N1 modified N2.
 In Lesson 2 you learned two other uses of this の.



Examples

- N1 explains what N2 is about.
 - これは コンピュータの本(ほん)です。
Kore wa konpyūta no hon desu.
This is a book on computer.
- N1 explains who owns N2.
 - これは わたしの本です。
Kore wa watashi no hon desu.
This is my book.



3) Example

- あれは だれの かばんですか。
Are wa dare no kaban desu ka.
Whose bag is that?
→ 佐藤さんのです。
Satō-san no desu.
... It's Ms.Sato's.



6. そうですか

This expression is used when the speaker receives new information and shows that he or she understands it.



Examples

- この 傘(かさ)は あなたのですか。
Kono kasa wa anata no desu ka.
Is this umbrella yours?
→ いいえ、違います(ちがいます)。シュミットさんのです。
Iie, chigaimasu. Shumitto-san no desu.
... No, it's Mr.Schmidt's.
- そうですか。
Sō desu ka.
... I see.



JLPT benkyō

勉強

みんなの日本語

LESSON 3



1. ここ / そこ / あそこ / こちら / そちら / あちら

- The demonstratives **これ**, **それ** and **あれ** that are discussed in Lesson 2 refer to a thing, while **ここ**, **そこ** and **あそこ** refer to a place. **ここ** is the place where the speaker is, **そこ** the place where the listener is, **あそこ** is the place far from both the speaker and the listener.
- こちら**, **そちら** and **あちら** are demonstratives refer to direction. **こちら**, **そちら** and **あちら** are also used to refer to location, in which case, they are politer than **これ**, **それ** and **あれ**.

Note

When the speaker regards the listener as sharing his/her territory, the place where they both are is designated by the word **ここ**. Under this situation, **そこ** designates the place a little distant from the speaker and listener, and **あそこ** designates an even more distant location.



2. N1 は N2 (place) です

Using this sentence pattern, you can explain where a place, a thing or a person is.



Examples

- お手洗い (おてあらい) は あそこです。
Otearai wa asoko desu.
The rest room is there.
- 電話 (でんわ) は 2階 (かい) です。
Denwa wa nikai desu.
The telephone is on the second floor.
- 山田さんは 事務所 (じむしょ) です。
Yamada-san wa jimusho desu.
Mr. Yamada is in the office.



3. どこ / どちら

- どこ** means "where", and **どちら** means "which direction". **どちら** can also mean "where", in which case it's politer than **どこ**.
- どこ** or **どちら** is also used to ask the name of a country, company, school or any place or organization a person belongs to. You can not use **なん** (what).
- どちら** is politer than **どこ**.



Examples

- お手洗いは どこですか。
Otearai wa doko desu ka.
... あそこです。
... Asoko desu.
Where's the rest room?
... It's there.
- エレベーターは どちらですか。
Erebētā wa dochira desu ka.
... あちらです。
... Achira desu.
Where's the elevator?
... It's in that direction. (It's there.)
- 学校 (がっこう) は どこですか。
Gakkō wa doko desu ka.
What's the name of your school?
- 会社 (かいしゃ) は どちらですか。
Kaisha wa dochira desu ka.
What company do you work for?



4. N1 の N2

- When N1 is the name of a country and N2 is a product, it means that N2 is made in that country.
- When N1 is the name of a company and N2 is a product, it means that N2 is made by that company.
- In this structure, **どこ** is used to ask where or by whom N2 is made.



Examples

- これは どのコンピューターですか。
Kore wa doko no konpyūtā desu ka.
Where is this computer made? /
Who is the maker of this computer?
→ ... 日本 (にほん) の コンピューターです。
... Nihon no konpyūtā desu.
... It's made in Japan.
→ ... IMC の コンピューターです。
... IMC no konpyūtā desu.
... IMC is.



5. The こ / そ / あ / ど system of demonstrative words



	こ series	そ series	あ series	ど series
thing	これ	それ	あれ	どれ (L.8)
thing / person	この	その	あの	どの N (L.16)
place	ここ	そこ	あそこ	どこ
direction / place (polite)	こちら	そちら	あちら	どちら

6. お国 (おくに)

The prefix **お** is added to a word concerning the listener or a third person in order to express the speaker's respect to the person.



Examples

- [お] 国 (おくに) は どちらですか。
[Okuni] wa dochira desu ka.
Which country [is your]?



JLPT benkyō

勉強

みんなの日本語

LESSON 4 (Part 1)



1. 今 - 時 - 分です

To express time, the counter suffixes 時 (o'clock) and 分 (minutes) are used. The number are put before them. 分 is read ぶん after 2, 5, 7 or 9 and ぶん after 1, 3, 4, 6, 8 or 10. 1, 6, 8 and 10 are read 一つ、ろつ、はつ、じゅっ(じつ) before ぶん. (See Appendices II.)

The interrogative なん is used with a counter suffix to ask a question concerning number or amounts. Therefore, the word なんじ (or sometimes なんぶん) is used to ask the time.



Examples

- 今 (いま) 何時 (なんじ) ですか。
Ima nanji desu ka.
... 7時 (じ) 10分 (ぶん) です。
... Shichi ji juppun desu.
What time is it now?
... It's seven ten.



Note

は marks the topic of a sentence, which you learned in Lesson 1. A geographical location can also be used as the topic as can be it seen in.

- ニューヨークは 今 何時ですか。
Nyūyōku wa ima nanji desu ka.
... 午前 (ごぜん) 4時です。
... Gozen yoji desu.
In New York what time is it now?
... It's 4 a.m.



2. V ます

- A verb with ます works as a predicate.
- ます makes a sentence polite.



Examples

- わたしは 毎日 (まいにち) 勉強 (benkyō) します。
Watashi wa mainichi benkyō shimasu.
I study every day.



3. V ます, V ません, V ました, V ませんでした

- ます is used when a sentence expresses a habitual thing or a truth. It is also used when a sentence expresses a thing that will occur in the future. The negative form and the forms in the past tense are shown in the table below.



- 毎朝 (まいあさ) 6時 (6じ) におきます。
Maiaasa roku ji ni okimasu.
I get up at six every morning.
- あした 6時 (6じ) におきます。
Ashita roku ji ni okimasu.
I'll get up at six tomorrow morning.
- けさ 6時 (6じ) におきました。
Kesa roku ji ni okimashita.
I got up at six this morning.



	non-past (future/present)	past
affirmative	(おき)ます (oki) masu	(おき)ました (oki) mashita
negative	(おき)ません (oki) masen	(おき)ませんでした (oki) masen deshita

- Question forms of verb sentences are made in the same way as those of noun sentence; i.e., the word order remains the same and か is added to the end of the sentence. In answering such questions, the verbs in the questions are repeated. そうです or そうじゃありません cannot be used.
- きのう 勉強 (benkyō) しましたか。
Kinō benkyō shimashita ka.
Did you study yesterday?
... はい、勉強 (benkyō) しました。
... Hai, benkyō shimashita.
... Yes, I did.
... いいえ、勉強 (benkyō) ませんでした。
... Iie, benkyō shimasen deshita.
... No, I didn't.



- 毎朝 (まいあさ) 何時 (なんじ) に 起き (oki) ますか。
Maiaasa nanji ni okimasu ka.
What time do you get up every morning?
... 6時 (6じ) に 起き (oki) ます。
... Roku ji ni okimasu.
... I get up at six.



4. N (time) に V

When a verb denotes a momentary action or movement, the time when it occurs is marked with the particle に, に is added when the noun before it uses a numeral. It can also be added to the days of a week, though it is not essential. When the noun does not use a numeral, に is not added.



Examples

- 6時半 (6じはん) に 起き (oki) ます。
Roku ji han ni okimasu.
I get up at six thirty.
- 7月2日 (7がつ2にち) に 日本 (Nihon) へ 来 (ki) ました。
Shichigatsu futsuka ni Nihon e kimashita.
I came to Japan on July 2nd. (L.5)
- 日曜日 (にちようび) [に] 奈良 (Nara) へ 行 (i) きます。
Nichi'yōbi [ni] Nara e ikimasu.
I'm going to Nara on Sunday. (L.5)
- きのう 勉強 (benkyō) しました。
Kinō benkyō shimashita.
I studied yesterday.





5. N1 から N2 まで

- から indicates the starting time or place, and まで indicates the finishing time or place.



- 9時から 5時まで 働きます。
Ku ji kara go ji made hatarakimasu.
I work from nine to five.

- 大阪から 東京まで 3時間かかります。
Ōsaka kara Tōkyō made san jikan kakarimasu.
It takes three hours from Osaka to Tokyo. (L.11)



- から and まで are not always used together.

- 9時から 働きます。
Ku ji kara hatarakimasu.
I work from nine.



- ～から、～まで、～から、～まで is sometimes used with です added directly after either.

- 銀行は 9時から 3時までです。
Ginkō wa ku ji kara san ji made desu.
The bank is open from nine to three.



- 昼休みは 12時からです。
Hiruyasumi wa jūni ji kara desu.
Lunchtime starts at twelve.



6. N1 と N2

The particle と connects two nouns in coordinated relation.



Examples

- 銀行(ぎんこう)の休み(やすみ)は 土曜日 と 日曜日。

Ginkō no yasumi wa doyōbi to nichiyōbi.

The bank is closed on Saturdays and Sundays.



7. S ね

ね is attached to the end of a sentence to add feeling to what the speaker says. It shows the speaker's sympathy or the speaker's expectation that the listener will agree. In the latter usage, ね is often used to confirm something.



Examples

- 毎日 10時ごろまで 勉強します。
Mainichi jū ji goro made benkyō shimasu.
I study till about ten every day.

→ ... 大変ですね。
... Taihen desu ne.
... That must be hard.



- 山田さんの電話番号は 871の 6813です。
Yamada-san no denwa bangō wa hachi-nana-ichi no roku-hachi-ichi-san desu.
Mr. Yamada's telephone number is 871-6813.

→ ... 871の 6813ですね。
... 871 no 6813 desu ne.
... 871-6813, right?





JLPT benkyō 勉強

みんなの日本語

LESSON 5



1. N (place) へ 行きます / 来ます / 帰ります

When a verb indicates movement to a certain place, the particle へ is put after the place noun to show the direction of the move.



Note The particle へ is read え.

Examples

- 京都へ 行きます。
Kyōto e ikimasu.
I will go to Kyoto.
- 日本へ 来ます。
Nihon e kimasu.
I came to Japan.
- うちへ 帰ります。
Uchi e kaerimasu.
I will go home.



2. どこ [へ] も 行きません / 行きませんでした

When an interrogative takes the particle も and the verb following it is negative, all that is represented by the interrogative is denied.



Examples

- どこ [へ] も 行きません。
Doko e mo ikimasen.
I don't go anywhere.
- 何も 食べません。
Nani mo tabemasen.
I don't eat anything. (L.6)
- だれも いません。
Dare mo imasen.
Nobody is there. (L.10)



3. N (vehicle) で 行きます / 来ます / 帰ります

The particle で indicates a mean or a method. When verbs denoting movement (いきます、きます、かえります、etc) are used with で、で indicates a means of transportation. The noun preceding で、で is a vehicle in this case.



When you walk somewhere, you use the expression あるいて. In this case, で is not used.

Examples

- 電車で 行きます。
Densha de ikimasu.
I'll go by train.
- タクシーで 来ます。
Takushi de kimasu.
I came by taxi.
- 駅から 歩いて 帰りました。
Eki kara aruite kaerimashita.
I walked home from the station.



4. N (person/animal) と V

When you do something with a person (or an animal), the person (or an animal) is marked with the particle と.



- If you do something alone, the expression ひとりで is used, と is not used.

Examples

- 家族と 日本へ 行きました。
Kazoku to Nihon e ikimashita.
I came to Japan with my family.
- 一人 (ひとり) で 東京へ 行きます。
Hitori (hitori) de Tōkyō e ikimasu.
I'll go to Tokyo alone.



5. いつ

To ask about time, the interrogatives using なん such as なんじ、なんようび、なんがつ、なんにち are used.

Other than these, the interrogative いつ (when) is also used to ask when something will happen/happened. いつ does not take the particle に.



Examples

- いつ 日本へ 来ましたか。
Itsu Nihon e kimashita ka.
When did you come to Japan?
→ ... 3月25日に 来ました。
... Sangatsu nijūgo-nichi ni kimashita.
... I came on March 25th.



- いつ 広島へ いきますか。
Itsu Hiroshima e ikimasu ka.
When will you go to Hiroshima?
→ ... 来週 いきます。
... Raishū ikimasu.
... I'll go there next week.



6. S よ

よ is placed at the end of a sentence. It is used to emphasize information which the listener does not know, or to show that you are giving your judgement or views assertively.



Examples

- この 電車は 甲子園 (こうしえん：大阪の近くの町の名前) へ 行きますか。
Kono densha wa Kōshien e ikimasu ka.
... いいえ、行きません。次の 普通ですよ。
... Iie, ikimasen. Tsugi no futsū desu yo.
Does this train go to Koshien?
... No, it doesn't. The next local train does.
- 無理な ダイエットは 体に よくないですよ。
Muri na daietto wa karada ni yoku nai desu yo.
Excessive dieting is bad for your health. (L.19)



1. N を V (transitive)

を is used to indicate the direct object of a transitive verb.

- ジュースを 飲みます。
Jūsu o nomimasu.
I drink juice.



Note

を and お are pronounced the same.
The former is used only in writing the particle.

2. N を します

The words used as the objects of the verb します cover a fairly wide range. します means that the action denoted by the noun is performed. Some examples are shown below.

- To "play" sports or games
サッカーを します。 Play football
Sakkā o shimasu.
- To "hold" gatherings
会議を します。 Hold a meeting
Kaigi o shimasu.
- To "do" something
宿題を します。 Do homework
Shukudai o shimasu.



3. 何を しますか

This is a question to ask what someone does.

- 月曜日 何を しますか。
Getsuyōbi nani o shimasu ka.
What will you do on Monday?
→ ... 東京へ いきます。
... Tōkyō e ikimasu.
... I'll go to Tokyo.



- きのう 何を しましたか。
Kinō nani o shimashita ka.
What did you do yesterday?
→ ... サッカーを しました。
... Sakkā o shimashita.
... I played football.



Note You can make a word expressing time the topic by adding は.

- 月曜日は 何を しますか。
Getsuyōbi wa nani o shimasu ka.
On Monday what will you do?
→ ... 京都へ 行きます。
... Kyōto e ikimasu.
... I'll go to Kyoto.



4. なん and なに

Both なん and なに mean "what".

a) なん is used in the following cases.

- When it precedes a word whose first mora is either in the た、だ、な
それは何ですか。 What is that?
Sore wa nan desu ka.
- 何の本ですか。 What is the book about?
Nan no hon desu ka.
- 寝るまえに、何と言いますか?
Neru mae ni, nani to iimasu ka? What do you say before going to bed? (L.21)
- When it is followed by a counter suffix or the like.
テレサちゃんは 何歳 (なんさい) ですか。
Teresa-chan wa nansai desu ka.
How old is Teresa?



b) なに is used in all other cases.

- 何を 買いますか。
Nani o kaimasu ka. What will you buy?



5. N (place) で V

When added after a noun denoting a place, で indicates the place where an action occurs.

- 駅で 新聞を 買います。
Eki de shinbun o kaimasu.
I buy the newspaper at the station.



6. V ません

When you want to invite someone to do something, this expression is used.

- いっしょに 京都へ 行きませんか。
Issho ni Kyōto e ikimasen ka.
Won't you come to Kyoto with us?
→ ... ええ、いいですね。
... Ee, ii desu ne.
... That's a nice ideal.



7. V ましょう

This expression is used when a speaker is positively inviting the listener to do something with the speaker. It is also used when responding positively to an invitation.

- ちょっと休みましょう。
Chotto yasumimashō. Let's have a break.
- いっしょに ひるごはんを たべませんか。
Issho ni hirugohan o tabemasen ka.
Won't you have lunch with me?
→ ... ええ、食べましょう。
... Ee, tabemashō.
... Yes, let's go and eat.



8. お...

You learned in Lesson 3 that the prefix お is attached to words regarding the listener or the person being referred to show respect (e.g. [お]くに country).

お is also attached to various other words when the speaker is speaking politely (e.g. [お]さけ alcohol, [お]はなみ cherry-blossom viewing).

There are some words that are usually used with お without meaning respect or politeness (おちゃ tea, おかね money).





1. N (tool/means) で V

The particle **で** indicates a method or a mean used for an action.



- はしで 食べます。
I eat with chopsticks.
- 日本語でレポートを書きます。
I write a report in Japanese.



2. "Word/Sentence" は ... 語で何ですか

This question is used to ask how to say a word or a sentence in other languages.



- 「ありがとう」は英語でなんですか。
... 「Thank you」です。
What's "ありがとう" in English?
... It's "Thank you".



「ありがとう」は英語でなんですか。

... 「Thank you」です。



3. N (person) に あげます, etc.

Verbs like **あげます**, **かします**, **おしえます**, etc., need persons to whom you give, lend, teach, etc. The persons are marked with **に**.

- 山田さんは 木村ん花をあげました。
Mr.Yamada gave flowers to Ms.Kimura.
- イーさんに 本を貸しました。
I lent my book to Ms.Lee.
- 太郎君に 英語を教えます。
I teach Taro English.



Note

With verbs like **おくります**, **でんわをかけます**, etc., place nouns can be used instead of N (person). In this case, the particle **へ** is sometimes used instead of **に**.

- 会社に 電話をかけます。
I'll call my office.



4. N (person) に, もらいます, etc.

Verbs like **もらいます**, **かります** and **ならいます** express actions from the receiving side. The persons from whom you receive those actions are marked with **に**.

- 木村さんは山田さんに花をもらいました。
Ms.Kimura received flowers from Mr.Yamada.
- カリナさんに CDを借りました。
I borrowed a CD from Ms.Karina.
- ワンさんに 中国語を習います。
I learn Chinese from Mr.Wang.



から is sometimes used instead of **に** in this sentence pattern. When you receive something from an organization like a school or a company, only **から** is used.

- 木村さんは山田さんから花をもらいました。
Ms.Kimura received flowers from Mr.Yamada.
- 銀行からお金を借りました。
I borrowed some money from the bank.



5. もう Vました。

もう means "already" and is used with **Vました**. In this case, **Vました** means that the action has been finished. The answer to the question **もう Vましたか** is **はい、もうVました** or **いいえ、まだです**.



In giving a negative answer to this type of question, you should not use **Vませんでした**, as this simply means you did not do the specified task rather than you have not done it yet.

- もう荷物を送りましたか。
Have you sent the parcel yet?
... はい、[もう]送りました。
... Yes, I have [already sent it].
... いいえ、まだです。
... No, not yet.



1. Adjectives

Adjectives are used as 1) predicates and 2) noun modifiers. They inflect and are divided into two groups, い-adjectives and な-adjectives, according to the inflection.

い-adjectives

たかい (高い)
takai

おもしろい
omoshiroi

な-adjectives

しずか (静か)
shizuka

ゆうめい (有名)
yūmei

2. N は な-adj [な] です / N は い-adj (...い) です

- です at the end of an adjective sentence shows the speaker's polite attitude toward the listener. A い-adjective with い at the end comes before です whereas a な-adjective without [な] comes before です.

ワット先生は親切です。 Mr. Watt is kind.
Watto sensei wa shinsetsu desu.

富士山は高いです。 Mt. Fuji is high.
Fujisan wa takai desu.

です is used when a sentence is non-past and affirmative.

- な-adj [な] ありません

The negative form of な-adj [な] です is な-adj [な] ありません。(な-adj [な] ではありません)

あそこは静かじゃ(では)ありません。 It's not quiet there.
Asoko wa shizuka ja (dewa) arimasen.

- い-adj (...い) です → ...くないです

To make the negative form of a い-adjective, い at the end of the い-adjective is altered to くない。

この本はおもしろくないです。 This book is not interesting.
Kono hon wa omoshirokunai desu.

The negative for いいです is よくないです。

- Questions using adjective sentences are made in the same way as those using noun or verb sentence. In answering a question, you repeat the adjective used in the question. そうです or そうじゃありません cannot be used.

ペキンが寒い。 Is it cold in Beijing?
Pekin wa samui desu.

... はい、寒い。 ... Yes, it is.
... Hai, samui desu.

琵琶湖の水はきれいですか。 Is the water of Lake Biwa clean?
Biwako no mizu wa kirei desu ka.

... いいえ、きれいじゃありません。 ... No, it isn't.
... Iie, kirei ja arimasen.

3. な-adj な N / い-adj (...い) N

An adjective is put before a noun to modify it.

A な-adjective needs な before a noun.

- ワット先生は親切な先生です。
Watto sensei wa shinsetsu na sensei desu.
Mr. Watt is a kind teacher.

- 富士山は高い山です。
Fujisan wa takai yama desu.
Mt. Fuji is a high mountain.



4. とても / あまり

とても and あまり are adverbs of degree. Both come before the adjectives they are modifying.

- とても is used in affirmative sentences, and means "very".
あまり is used in negative sentences. あまり and a negative form means "not very".

ペキンはとても寒い。 Beijing is very cold.
Pekin wa totemo samui desu.
Zorē wa とても有名な映画 na eiga desu.
Shanghai wa amari samukunai desu.
桜大学はあまり有名な大学じゃありません。
Sakura daigaku wa amari yūmei na daigaku ja arimasen.

Shanghai is not very cold.

Sakura University is not a very famous university.

とても

(very)

あまり

(not very)





JLPT benkyō

勉強

みんなの日本語

LESSON 8 (Part 2)



5. Nはどうか

This question is used to ask an impression or an opinion about a thing, place or person, etc..., that the listener has experienced, visited or met.

- 日本の生活はどうか。

Nihon no seikatsu wa dō desu ka.
How is life in Japan?

... 楽しいです。
... Tanoshii desu.
... It's enjoyable.



6. N₁はどんな N₂ですか

When the speaker wants the listener to describe or explain N₁, this question pattern is used. N₂ denotes the category N₁ belongs to. The interrogative どんな is always followed by a noun.

- 奈良はどんな街ですか。

Nara wa donna machi desu ka.
What kind of town is Nara?


... 古い町です。
... Furui machi desu.
... It's an old town.



7. S₁が、S₂

が is a conjunctive particle, meaning "but". It is used to link sentences.

- 日本の食べ物はおいしいですが、高いです。
Nihon no tabemono wa oishii desu ga, takai desu.
Japanese food is good but expensive.

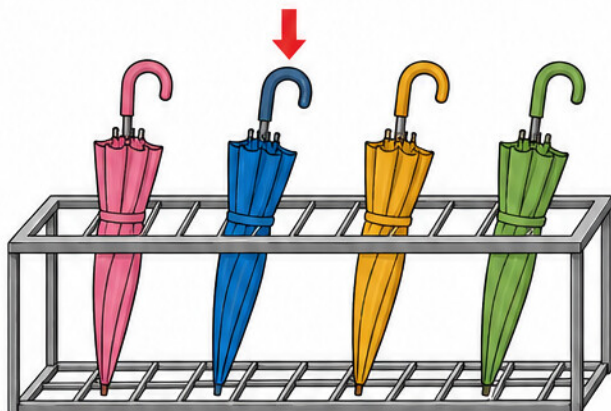


8. どれ

This interrogative is used to ask the listener to choose or designate one from more than two things concretely shown or named.

- ミラーさんのかさはどれですか。
Mirā-san no kasa wa dore desu ka.
Which is Mr. Miller's umbrella?

... あの青い傘です。
... Ano aoi kasa desu.
... That blue one is.





JLPT benkyō 勉強

みんなの日本語

LESSON 9 (Part 1)



1.

N があります / わかります and

N が 好きです / 嫌いです / 上手です / 下手です

The object of a transitive verb is marked with を. However, objects of the verbs あります and わかります are marked with が. Such adjectives as すきです, きれいです, じょうずです and へたです require objects, and these are marked with が too. The verbs and adjectives whose objects are marked with が are those kinds that describe preference, ability, possession and the like.

• わたしはイタリア料理が好きです。 I like Italian food.

• わたしは日本語がわかります。 I understand Japanese.

• わたしは車（くるま）があります。 I have a car.



2. どんな N

Other than the usage you learned in Lesson 8, どんな is also used to ask the listener to name one from a group which the noun after どんな denotes.

• どんなスポーツが好きですか。 What sports do you like?
... サッカーが好きです。 ... I like football.



3. S₁から、S₂

• から connects two sentences together to denote a causal relationship. S₁ is the reason for S₂.

時間がありませんから、新聞を読みません。
Because I don't have time, I don't read the newspaper.



• You can also state S₂ first and add the reason after it.

毎朝新聞を読みますか。
Do you read a newspaper every morning?

... いいえ、読みません。時間がありませんから。
... No, I don't. Because I have no time.



JLPT benkyō 勉強

みんなの日本語

LESSON 9 (Part 2)

4 よく / だいたい / たくさん / すこし / あまり / ぜんぜん

These adverbs are put before verbs when they modify them. The following is a summary of their usage.

degree	adverb + affirmative	adverb + negative
	よく わかります だいたい わかります すこし わかります	あまり わかりません ぜんぜん わかりません
amount	adverb + affirmative	adverb + negative
	たくさん あります すこし あります	あまり ありません ぜんぜん ありません

よく・だいたい・たくさん
すこし・あまり・ぜんぜん



英語がよくわかります。	I understand English very well.
英語がすこしわかります。	I understand English a little.
英語があまりわかりません。	I don't understand English so well.
お金がたくさんあります。	I have a lot of money.
お金が全然 ありません。	I don't have any money.

[Note]

すこし and ぜんぜん can also modify adjectives.

ここは すこし 寒いです。
It's a little cold here.

あの映画は 全然 おもしろくないです。
That movie is not interesting at all.

5 どうして

- The interrogative どうして is used to ask a reason. The answer needs から at the end.

どうして朝 新聞を 読みませんか。
Why don't you read a newspaper in the morning?

... 時間がありませんから。
... Because I don't have time.



- The question どうしてですか is also used to ask the reason for what the other person has said.

きょうは 早く帰ります。
I'll go home early today.

... どうしてですか。
... Why?

子供の誕生日 (たんじょうび) ですから。
Because today's my child's birthday.



1. N があります / います


This sentence pattern is used to indicate the existence or presence of a thing(s) or person(s). The thing(s) or person(s) in such a sentence is treated as the subject and marked with the particle が.

- あります is used when what is present is inanimate or does not move by itself. Things, plants and places belong in this category.

コンピューターがあります。 There is a computer.
桜があります。 There are cherry trees.
公園があります。 There is a park.

- When what is present is animate and moves by itself, います is used. People and animals belong in this category.

男の人がいます。 There is a man.
犬がいます。 There is a dog.



2. N₁ (place) に N₂ があります / います

- The place where N₂ is present is indicated by the particle に.
わたしの部屋に机があります。 There is a desk in my room.
事務所にミラーさんがいます。 Mr. Miller is in the office.
- You can ask what or who is present at/in the place by using this pattern. The interrogative なに is used for things and だれ is used for persons.

地下に何がありますか。 What is there in the basement?
... レストランがあります。 ...There are restaurants.

受付にだれがあります。 Who is at the reception desk?
... 木村さんがいます。 ... Ms. Kimura is there.



3. N₁ は N₂ (place) に あります / います

- In this sentence pattern, the speaker picks up N₁ as the topic, and explains where it is. The topic should be something or someone that both the speaker and the listener know about. The particle attached to N₁ is not が, which remarks the subject, but は, which marks the topic.
東京ディズニーランドは千葉県にあります。 Tokyo Disneyland is in Chiba Prefecture.
ミラーさんは事務所にいます。 Mr. Miller is in the office.
- When you ask where N₁ is, this sentence pattern is used.

東京ディズニーランドはどこにありますか。 Where is Tokyo Disneyland?
... 千葉県に あります。 ...It's in Chiba Prefecture.

ミラーさんはどこにいますか。 Where is Mr. Miller?
... 事務所に います。 ...He's in the office.



[Note] です is sometimes used to replace a verb predicate when the predicate is obvious. The sentence N₁ は N₂ (place) に あります can be replaced by the sentence N₁ は N₂ (place) です, which you learned in Lesson 3.

東京ディズニーランドはどこにありますか。 Where is Tokyo Disneyland?
... 千葉県です。 ...It's in Chiba Prefecture.



JLPT benkyō 勉強

みんなの日本語

LESSON 10 (Part 2)





4. N₁ (thing/person/place) の N₂ (position)

うえ、した、まえ、うしろ、みぎ、ひだり、なか、そと、となり、ちかく and あいだ are nouns denoting position.

机の上に写真があります。 There is a picture on the desk.

郵便局は銀行の隣にあります。 The post office is next to the bank.



[Note] As these are place nouns, not only に but also particles like で can come after them.

駅の近くで友達に会いました。 I met a friend near the station.



5. N₁ や N₂

Nouns are concerned in coordinate relation by the particle や.
While と enumerates all the items, や shows a few representative items.
Sometimes など is put after the last noun to explicitly express that there are also some other things of the kind.

箱の中に手紙や写真があります。 There are letters, pictures and so on in the box.

箱の中に手紙や写真などがあります。 There are letters, pictures and so on in the box.



6. Word (s) ですか

The particle か has the function to confirm. The speaker picks up a word or words he/she wants to confirm and confirms it (them) using this pattern.

すみません。ユニニューヤ・ストアはどこですか。

... ユニニューヤ・ストアですか。あのビルのなかです。

Excuse me, but where is Yunyu-ya Store?
... Yunyu-ya Store? It's in that building.



7. チリソースはありませんか

The expression チリソースはありませんか is found in the conversation of this lesson.

By using the negative form ありませんか instead of ありますか, you can be indirect and polite, showing that you are prepared for a negative answer.



JLPT benkyō 勉強

みんなの日本語

LESSON 11

1. Saying numbers

1) ひとつ、ふたつ、。。とお。

These words are used to count things up to ten. Eleven and higher are counted by using the numbers themselves.

2) Counter Suffixes

When counting some sorts of things or expressing the quantity of things, counter suffixes are attached after the numbers.

1. 一人	number of people except for one and two (ひとり and ふたり are used for one and two. 4人 is read よにん)
2. 一枚	Number of thin or flat things such as paper, dishes, shirts, CDs, etc.
3. 一台	number of machines or vehicles like cars and bicycles.
4. 一回	times
5. 一分	minutes
6. 一時間	hours
7. 一か月	months
8. 一年	years
9. 一日	Days. The number of days takes the counter suffix にち. However, from two to ten, the same words as used for dates are used. ("One day" is 1にち, "two days" is ふつか, ...)

Details and other counter suffixes are listed in the appendices.

3) Usage

Quantifiers (numbers with counter suffixes) are usually put before the verbs they modify. However, this is not always the case with length of time.

りんごを4つ買いました。
We bought four apples.



外国人の学生が2人います。
There are two foreign students.



国で2か月日本語を勉強しました。
I studied Japanese for two months in my country.

I studied Japanese for two months in my country.



4) Interrogatives

1, **いくつ** is used to ask how many about things which are counted as **ひとつ、ふたつ**...

みかんをいくつ買いましたか。
— 8つ買いました。

How many mandarin oranges did you buy?
— I bought eight.



2, **なん** is used with a counter suffix to ask how many.

この会社に外国人が何人いますか?
— 5人います。

How many foreigners are there in this company?
— There are five.



毎晩何時間日本語を勉強しますか。
— 2時間勉強します。

How many hours do you study Japanese every night?
— Two hours.



3, **どのくらい** is used to ask the length of time something takes. You can use various units of time in the answer.

どのくらい日本語を勉強しますか。
— 3年勉強しました。

How long did you study Japanese?
— I studied it for three years.



大阪から東京までどのくらいかかりますか。
— 新幹線で2時間半かかります。

How long does it take from Osaka to Tokyo?
— It takes two and a half hours by Shinkansen.



5) ぐらい

ぐらい is added after quantifiers to mean "about".

学校に先生が30人ぐらいいます。

There are about thirty teachers in our school.



15分ぐらいかかります。

It takes about fifteen minutes.



2. Quantifiers(Period) に 一回 ✓

With this expression you can how often you do something.

1か月に2回映画を見ます。
I go to see movies twice a month.



3. Quantifier だけ / N だけ

だけ means "only". It is added after quantifiers or nouns to express that there is no more or nothing (no one) else.

パワー電気に外国人の社員が1人だけです。
There is only one foreign employee in Power Electric.



休みは日曜日だけです。
I only have Sundays off.





JLPT benkyō 勉強

みんなの日本語

LESSON 12



1. Past tense of noun sentences and な-adjective sentences.

Affirmative: N/Na adj + です — N/Na adj + でした。

Negative: N/Na adj + じゃ (では) ありません。
— N/Na adj + じゃ (では) ありませんでした。



- きのうは雨でした。 It was rainy yesterday.
- きのうの試験は簡単じゃありませんでした。 Yesterday's exam was not easy.

2. Past tense of い adjective sentences

Affirmative: あついです。 — あつかったです

Negative: あつくないです — あつくなかったです



- きのうは暑かったです。 It was hot yesterday.
- きのうのパーティーはあまり楽しくなかったです。 I didn't enjoy yesterday's party very much.



3. N₁ は N₂ より adjective です。

This sentence pattern describes the quality and/ or state of N₁ in comparison with N₂.


- この車はあの車より大きいです。 This car is bigger than that car.



4. N₁ と N₂ とどちらが adjective ですか .. N₁/N₂ のほうが adjective です。

The question asks the listener to choose between two items (N₁ and N₂). The interrogative used is always どちら if the comparison is made between two items.

- サッカーと野球とどちらが面白いですか。 Which is more interesting, baseball or football?
— サッカーのほうが面白いです。 Football is.
- ミラーさんとサントスさんとどちらがテニスが上手ですか。 Who is a better tennis player, Mr. Miller or Mr. Santos?



5. N₁ の中で 何・どこ・だれ・いつ・が いちばん adjective ですか .. N₂ がいちばん adjective です。

This question pattern is used to ask the listener to choose something that is the most "adjective". The choice is made from the group or category denoted by N₁. The interrogative used is decided by the kind of category from which the choice is made.

- 日本料理の中で何がいちばんおいしいですか。 Among Japanese dishes, what is the most delicious?
— 天ぷらがいちばんおいしいです。 Tempura is.
- 1年ですべてがいちばん寒いですか。 When is the coldest time of the year?
— 2月がいちばん寒いです。 It's coldest in February.



[Note]

When the subject is an interrogative, the particle が is used.
When the subject of an adjective sentence is questioned, が is attached to the interrogative in the same way.





JLPT benkyō 勉強

みんなの日本語

LESSON 13 (Part 1)



1. Nが欲しいです

This sentence pattern is used to express the speaker's desire to possess or have an object. It can also be used to ask what the listener wants. The object is marked with the particle of. ほしい is an い-adjective.



友達が欲しいです。



車が欲しいです。

- わたしは友達が欲しいです。 I want a friend.
- 今何が一番欲しいですか。 What do you want most now?
- 車が欲しいです。 I want a car most.
- 子どもが欲しいですか。 Do you want a child?
- いいえ、欲しくありません。 No, I don't.



子どもが欲しいですか。



いいえ、欲しくありません。

2. Vます-form たいです。

1) Verb ます-form

The form of a verb when it is used with ます is called the ます form. In the word かいます called the ます form. In the word かいます かい is the ます form.

2) V ます form たいです

This expresses the speaker's desire to do something. It is also used to ask what the listener wants to do. In this expression, as is seen in the example below, the particle が can replace the particle を. The other particles cannot be replaced by が. V ます form たい inflects as an い-adjective.

- わたしは沖縄へ行きたいです。 I want to go to Okinawa.
- わたしはてんぷらを(が)食べたいです。 I want to eat tempura.
- 神戸で何を(が)買いたいですか。 What do you want to buy in Kobe?
- 靴を(が)買いたいです。 I want to buy a pair of shoes.
- お腹が痛いので、何も食べたくありません。 Because I have a stomachache, I don't want to eat anything.



[Note 1]

ほしいです or たいです cannot be used to describe the third person's desire.

[Note 2]

You can neither use ほしいですか nor ます form たいですか when you offer something or invite someone to do something. For example, when you offer a cup of coffee (or invite the listener to have a cup of coffee), you should not say コーヒーを飲みたいです。 Expressions such as コーヒーはいかがですか or コーヒーを飲みませんか should be used.

コーヒーは
いかがですか？



3. N (place) へ Vます-form/ N に 行きます/来ます/帰ります。

The purpose for 行きます/来ます/帰ります is expressed using this pattern. The purpose is marked with the particle に. A noun used before に is of the kind of denoting an action.

- 神戸へインド料理を食べに行きます。 I'm going to Kobe to eat Indian food.
- 神戸へ買い物に行きます。 I'm going to Kobe for shopping.
- 日本へ美術の勉強に来ました。 I came to Japan in order to study art.



[Note]

You can also use nouns denoting events such as festivals and concerts before に. In this case, the speaker's purpose is to see or enjoy the event.

- あした京都のお祭りに行きます。 I'll go to the festival in Kyoto tomorrow.





JLPT benkyō

勉強

みんなの日本語

LESSON 13 (Part 2)



4. NにV / NをV

The particle **に** marks the goal when used with verbs like **はいります**, **のります**, etc.
The particle **を** marks the starting point or place when used with verbs like **でます**, **おります**, etc.

- あの喫茶店**に**入ります。

Let's go in that coffee shop.



- 7時**に**うちを出ます。

I leave my house at 7 o'clock.



5. どこか / 何か

どこか means anywhere or somewhere.
何か means anything or something.
The particles **へ** and **を** can be omitted.

- 冬休みはどこか「へ」行きましたか。
・・・はい、行きました。
Did you go anywhere in the winter vacation?
...Yes, I did.



- のどがかわきましたから、
何か「を」飲みたいです。
I'm thirsty.
I want to drink something.



6. ご注文

ご is a prefix added to some words to express respect.

- ご注文は？
May I have your order?





1. Verb conjugation

Verbs in Japanese change their forms, i.e., they conjugate, and they are divided into three groups according to the type of conjugation.

Depending on the following phrases, you can make sentences with various meanings.



書きます
↓
書いて
書きました

2. Verb groups

1) Group I verbs

In the verbs of this group, the last sound of the **ます**-form is that of the **い**-line.

かきます write のみます drink



2) Group II verbs

In most of the verbs of this group, last sound of the **ます**-form is that of the **え**-line, but in some verbs the last sound of the **ます**-form is that of the **い**-line.

たべます eat みせます show みます see



3) Group III verbs

Verbs of this group include **します** and "noun denoting an action + **します**" as well as **きます**.



3. Verb て-form

The verb form which ends with **て** or **で** is called the **て**-form. How to make the **て**-form of a verb depends on which group the verb belongs to as explained below.



1) Group I

Depending on the last sound of the **ます**-form, the **て**-form of the verbs of this group is made as shown in the form table.

Note that the **て**-form of the verb **いきます**, **いって** is an exception.

ます-form	て-form
かきます	書いて
たべます	食べて
のります	乗って
おきます	起きて
いきます	行って

2) Group II

Attach **て** to the **ます**-form.

たべます → たべて

3) Group III

Attach **て** to the **ます**-form.

します → して

4. Vて-form ください : Please do...

This sentence pattern is used to ask, instruct or encourage the listener to do something. Naturally if the listener is one's superior, this expression cannot be used for giving instructions to him/her.

The sentences shown below are examples of asking, instructing and encouraging, respectively.



- すみませんが、この漢字の読み方を教えてください。
Excuse me, could you tell me how to read this kanji, please?

- ここに住所と名前を書いてください。
Please write your name and address here.



- ぜひ遊びに来てください。
Please come to my place.



When it is used to ask the listener to do something, **すみませんが** is often added before **Vて-form ください**. This expression is politer than only saying **Vて-form ください**.



5. Vて-form います : Be V-ing

This sentence pattern indicates that a certain action or motion is in progress.



- ミラーさんは今電話をかけています。

Mr. Miller is making a phone call now.

- 今雨が降っていますか？

Is it raining now?



- … はい、降っています。

...Yes, it is.


- … いいえ、降っていません。

...No, it is not.

7. S₁ が S₂ ...But...

- 失礼ですが、お名前は？

Excuse me, but may I have your name?



- すみませんが塩を取ってください。

Please pass me the salt.



You learned the conjunctive particle **が** in Lesson 8. In expressions such as **しつれいですが** or **すみませんが**, which are used as introductory remarks when speaking to someone, **が**, losing its original meaning, is used to connect two sentences lightly.

6. Vます-form ましょうか : Shall I...?

This expression is used when the speaker is offering to do something for the listener.

- A. あしたも来ましょうか

Shall I come tomorrow, too?



- B. ええ、10時にきてください。

...Yes, please come at ten.

- A. 傘を貸しましょうか

Shall I lend you an umbrella?



- B. すみません。お願いします。

...Yes, please.

- A. 荷物を持ちましょうか

Shall I carry your parcel?



- B. いいえ、けっこうです。

...No, thank you.

In the above example conversations, B demonstrates how to politely ask or instruct someone to do something, to accept an offer with gratitude and to decline an offer politely.

8. N が V

When describing a natural phenomenon, the subject is indicated by **が**.

- 雨が降っていますか。

It is raining.





JLPT benkyō 勉強

みんなの日本語

LESSON 15



1. Vて-form も いいです : You may do...

- This expression is used to grant permission.

写真を撮ってもいいですか。 You may take pictures.

- To ask for permission, the question form of this sentence is used.

たばこを吸ってもいいですか。 May I smoke?

- How to answer such a question using the same sentence pattern is as follows. Note that a euphemistic answer is given when permission is not granted.

このカタログをもらってもいいですか。 May I have this catalogue?

😊 ...ええ、いいですよ。どうぞ。 ... Yes. Here you are.

😞 ...すみません。ちょっと。 ...Sorry. I'm afraid not.



2. Vて-formは いけません : You must not do...

- ここでたばこを吸ってははいけません。 You must not smoke here. Because this is no-smoking area.

- When you strongly wish to refuse permission to question using the expression Vて-form も いいですか. you answer いいえ、いけません。 omitting Vて-formは。 This expression cannot be used by an inferior to a superior.

先生、ここで遊んでもいいですか。 May we play here, Ma'am?

...いいえ、いけません。 ... No, you must not.



3. Vて-form います

In addition to the usage of Vて-form います you learned in Lesson 14, it is also used in describing a certain continuing state which resulted from a certain action in the past.

わたしは結婚しています。 I'm married.
 わたしは田中さんを知っています。 I know Mr. Tanaka.
 わたしは大阪に住んでいます。 I live in Osaka.
 わたしはカメラを持っています。 I have a camera.



もっています means "be holding" and "possess" as well.



4. Vて-form います

Vて-form is also used in describing a habitual action; that is, when the same action is repeatedly performed over a period of time. Therefore, one's occupation can be expressed by this sentence pattern. So if the question おしごとはなんですか is asked, this sentence pattern can be used to answer it.

IMC はコンピューターを作っています。 IMC makes computer software.

スーパーでフィルムを売っています。 Supermarkets sell films.

ミラーさんは IMCで働いています。 Mr. Miller works for IMC.

妹は 大学で勉強しています。 My younger sister is studying at university.



5. 知りません

The negative form of しています is しりません。



市役所の 電話番号を知っていますか。 Do you know the telephone number of the city hall?

😊 ...はい、知っています。 ... Yes, I do.

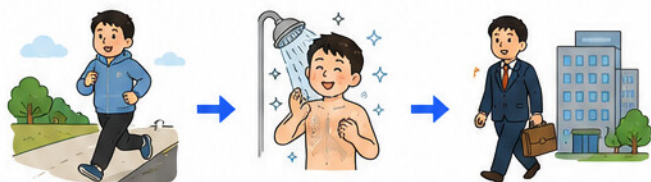
😞 ...いいえ、知りません。 ... No, I don't.





1. V て-form

To connect verb sentences, the て-form is used.
When two or more actions take place in succession, the actions are mentioned in the order of occurrence by using the て-form. The tense of sentence is determined by the tense form of the last verb in the sentence.



ジョギングをして

シャワーを浴びて


会社へ行きます

- 朝ジョギングをしてシャワーを浴びて、会社へ行きます。

In the morning, I jog, take a shower and go to the office.

- 神戸へ行って映画を見て、お茶を飲みました。

I went to Kobe, saw a movie and drank tea.



神戸へ行って

映画を見て

お茶を飲みました

2. い-adj ⇒ くて、

When joining an い-adjective sentence to another sentence, take away the い from the い-adjective and attach くて.

おおき-い ⇒ おおきくて

ちいさ-い ⇒ ちいさくて

いい-い ⇒ よくて

- ミラーさんは若くて元気です。

Mr Miller is young and lively.



- きのうは天気がよくて、暑かったです。

Yesterday it was fine and hot.




3. N・なadj + で、~

When joining noun sentences or な-adjective sentences, です is changed to で.

- カリナさんはインドネシア人で京都大学の留学生です。

Ms Karina is an Indonesian and a student of Kyoto University.



- ミラーさんはハンサムで親切です。

Mr Miller is handsome and kind.



- 奈良は静かで、きれいな街です。

Nara is a quiet and beautiful city.



【Note 1】

The above structures can be used not only for connecting sentences relating to the same topic but also sentences with different topics.

カリナさんは学生で、
マリアさんは主婦です。



Ms Karina is a student and Maria is a housewife.

【Note 2】

This method cannot connect sentences of contradictory notion. In that case が is used.

X : この部屋は狭くて、きれいです。 (incorrect)

O : この部屋は狭いですが、きれいです。 (correct)

This room is small but clean.





4. V1 て-form から V2.

This sentence pattern indicates that upon completion of the action denoted by V1 the action of V2 is to be conducted. The tense of the sentence is determined by the tense form of the last verb in the sentence.

- 国へ帰って**から**父の会社で働きます。

I will work for my father's company after going back to my country.



- コンサートが**終わって**から、レストランで食事をします。

We ate at a restaurant after the concert was over.



【Note】

The subject of a subordinate clause is indicated by **が**, as shown in the example sentence.

5. N1 は N2 が adjective

This sentence pattern is used to describe an attribute of a thing or a person. The topic of the sentence is denoted by **は**, N1 is the topic of the sentence. N2 is the subject of the adjective's description.

- 大阪は食べ物**が**おいしいです。

Food is tasty in Osaka.



- ドイツのフランケン**は**ワイン**が**有名です。

Franken in Germany produces famous wine.



- マリアさんは髪**が**長いです。

Maria has long hair.



6. どうやって

どうやって is used to ask the way or the method of doing something. To answer such a question, the pattern learned in 1. is used.

- 大学まで**どうやって**行きますか。

How do you go to your university?



- 京都駅から16番のバスに乗って、大学前で降ります。

...I take a No.16 bus from Kyoto Station and get off at the front of the university.



7. どの N

You learned in Lesson 2 that この、その and あの modify nouns. The interrogative word used in this system is どの。どの is used to ask the listener to define one among more than two which are concretely presented.

- サントスさんは**どの**人ですか。

Which one is Mr. Santos?



- ...あの背が高く、髪が黒いです。

...That tall man with black hair.





JLPT benkyō 勉強

みんなの日本語

LESSON 17 (Part 1)



1. Vない-form

The verb form used with ない is called the ない-form; that is to say, *かか* of *かかない* is the ない-form of *かきます* (write). How to make the ない-form is given below.

1) Group I

In the verbs of this group the last sound of the *ます*-form is always the sound in the *い*-line. So, replace it with the sound of the *あ*-line to make a ない-form.

The exceptions to this rule are such verbs as *かいます*, *あいます*, etc. (*わ* is the last sound of the ない-form in the verbs instead of *あ*).

かき-ます → かか-ない	いそぎ-ます → いそが-ない
よみ-ます → よま-ない	あそび-ます → あそば-ない
とり-ます → とら-ない	まち-ます → また-ない
すい-ます → すわ-ない	はなし-ます → はなさ-ない

2) Group II

The ない-form of verbs of this group is just the same as the *ます*-form.

たべ-ます → たべ-ない
み-ます → み-ない
みせ-ます → みせ-ない

3) Group III

The ない-form of *します* is the same as the *ます*-form. *きます* becomes *こ(ない)*.

べんきょうし-ます → べんきょうし-ない
し-ます → し-ない
き-ます → こ-ない

2. Vない-form ないてください

Please don't ...

This expression is used to ask or instruct someone not to do something.

- わたしは元気ですから、心配しないでください。
I am fine, so please don't worry about me.
- ここで写真を撮らないでください。
Please don't take pictures here.



3. Vない-form なければなりません

must ...

This expression means something has to be done regardless of the will of the actor. Note that this doesn't have a negative meaning.

- 薬を飲まなければなりません。
I must take medicine.



4. Vない-form なくてもいいです

need not ...

This sentence pattern indicates that the action described by the verb does not have to be done.

- あした来なくてもいいです。
You don't have to come tomorrow.





JLPT benkyō 勉強

みんなの日本語

LESSON 17 (Part 2)



5. N (object) は

You learned in Lesson 6 that the particle **を** is attached to the direct object of verbs.
Here you learn that the object is made a topic by replacing **を** with **は**.

ここに荷物を置かないでください。
Please don't put parcels here.

→ 荷物はここに置かないでください。
As for parcels, don't put them here.



会社の食堂で
昼ごはんを食べます。

I have lunch in the company cafeteria.



→ 昼ごはんは
会社の食堂で食べます。
As for lunch, I have it in the company cafeteria.



6. N (time) までに V

The point in time indicated by **までに** is the time limit by which an action is to be done.

までに = by (a certain time, deadline)

● 会議は5時までに終わります。
The meeting will be over by five.



● 土曜日までに本を返さなければなりません。

I must return the book

 <https://jlptbenkyo.com/>



[Note]

Make sure you do not confuse **までに** with the particle **まで**.

● 5時まで働きます。
I work until five.



まで = until

● 会議は5時までに終わります。
The meeting will be over by five.



までに = by (a certain time, deadline)



<https://jlptbenkyo.com/>





JLPT benkyō 勉強

みんなの日本語

LESSON 18 (Part 1)



1. Verb dictionary form

This form is the basic form of a verb.

Verbs are given in this form in the dictionary, hence the name.

How to make the dictionary form is given below.

Group I

In the verbs of this group, the last sound of **ます**-form is always in the **い**-line. Replace it with the sound in the **う**-line to make the dictionary form.

ます-form	Dictionary form
かきます	かく
よみます	よむ
とります	とる
すいます	すう
あそびます	あそぶ
まちます	まつ
はなします	はなす

Group II

Attach **る** to the **ます**-form.

ます-form	Dictionary form
たべます	たべる
みます	みる
おきます	おきる
かえります	かえる
見せます	見せる

Group III

します becomes **する**
and **きます** becomes **くる**.

ます-form	Dictionary form
します	する
きます	くる
べんきょうします	べんきょうする

2. N / V dictionary form **こと** ができます can ...

できます is the verb which expresses ability or possibility. A noun and V dictionary form **こと** before **が** indicates the content of ability or possibility.



1) Noun

Nouns placed before **が** are mostly nouns which express actions such as driving a car, shopping, skiing, dancing, etc. Nouns such as **にほんご**, which is associated with **はなす**, or **ピアノ**, which is associated with **ひく**, can also be used here.

- ミラーさんは日本語ができます。
Mr. Miller can speak Japanese.



- 雪がたくさん降りましたから、
ことはスキーができます。
It's snowed a lot,
so we can ski this year.



2) Verb

When a verb is used to describe ability or possibility, **こと** should be attached to the dictionary form of the verb to make it a nominalized phrase and then **ができます** is put after that.



- ミラーさんは漢字を読むことができます。
Mr. Miller can read Kanji.

- カードで払うことができます。
You can pay by credit card.



3. わたしの趣味は N / V dictionary form **こと** です My hobby is ...

As shown in the sentences below, V dictionary form **こと** can express the content of hobbies more concretely than the noun alone can do.

- わたしの趣味は音楽です。
My hobby is music.



- わたしの趣味は音楽を聞くことです。
My hobby is listening to the music.



POINT

こと makes the hobby more specific.

音楽 (music)
→ 広い
音楽を聞くこと
(listening to music)
→ 具体的





JLPT benkyō 勉強

みんなの日本語

LESSON 18 (Part 2)



4. V1 dictionary form N の Quantifier (period) まえに、V2 ..., before ...

1) Verb

This sentence pattern indicates that the action of V2 occurs before the action of V1 takes place. Even when the tense of V2 is in the past tense or the future tense, V1 is always in the dictionary form.

- 日本へ来るまえに、日本語を勉強しました。

I studied Japanese before I came to Japan.



- 寝るまえに、本を読みます。

I read a book before I go to bed.



2) Noun

When まえに comes after a noun, the particle の is put between the noun and まえに. Nouns before まえに are nouns which express actions or nouns which imply actions.

- 食事のまえに、手を洗います。

I wash my hands before eating.



3) Quantifier (period)

When まえに comes after a quantifier (period), the particle の is not necessary.

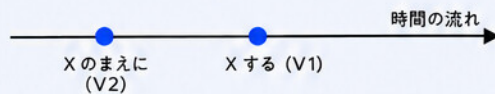
- 田中さんは1時間まえに、出かけました。

Mr. Tanaka left an hour ago.



[Note] まえに indicates the point in time before the action of V1.

V2 (～する) → V1 (～する) (Xのまえに、Yする。)




5. なかなか

When なかなか is accompanied by a negative expression, it means "not easily" or "not as expected".

- 日本ではなかなか馬を見ることができません。

In Japan we can rarely see horses.



[Note] は of にほんでは is attached to で to emphasize the location or area under discussion.

にほんでは
にほん (Japan) + では (では = in, at, on)
↓
In Japan (As for Japan, as to Japan)

6. ぜひ

ぜひ is used with expressions of hope and request such as ほしいです、Vます-form たいです and Vて-form ください and emphasizes the meaning of the expressions.

- ぜひ北海道へ行きたいです。

I want to go to Hokkaido very much.



- ぜひ遊びに来てください。

Please come to my place.





JLPT benkyō 勉強

みんなの日本語

LESSON 19



1. Verb た-form

In this lesson you learn the た-form.
How to make the た-form is shown below.

The た-form is made by changing て and で of the て-form into た and だ respectively.

	て-form	→	た-form
Group I	かいて のんで	→	かいた のんだ
Group II	たべて	→	たべた
Group III	きて して	→	きた した

2. V た-form ことがあります have the experience of V-ing


This sentence pattern is used to describe what one has experienced in the past. This is basically the same sentence as わたしは N があります which you learned in Lesson 9. The content of one's experience is expressed by the nominalized phrase V た-form こと.

- 馬に乗ったことがあります。
I have ridden a horse.



! Note that it is, therefore, different from a sentence which merely states the fact that one did something at a certain time in the past.

- 去年北海道で馬に乗りました。
I rode a horse in Hokkaido last year.



3. V た-formり、V た-formり します V ... and V ..., and so on

You learned an expression for referring to a few things and persons among many (～や～[など]) in Lesson 10. The sentences learned here are used in referring to some actions among many other actions. The tense of this sentence pattern is shown at the end of the sentence.

- 日曜日はテニスをしたり、映画を見たりします。
On Sundays, I play tennis, see a movie and so on.
- 日曜日はテニスをしたり、映画を見たりしました。(*)
Last Sunday, I played tennis, saw a movie and so on.



Note

Make sure that you don't confuse the meaning of this sentence pattern with that of the て-form sentence below which you learned in Lesson 16.

- 日曜日テニスをして、映画を見ました。(**)
Last Sunday I played tennis and then saw a movie.

In (**) it is clear that seeing a movie took place after playing tennis. In (*) there is no time relation between the two activities. These activities are mentioned as example activities among the activities your conviction to imply that after did other activities besides them. And it is not natural that actions usually done by everybody every day such as getting up in the morning, taking meals, going to bed at night, etc., are mentioned.

4. い-adj (～い) → ～く な-adj [な] → に N になります become ...

なります means "become" and indicates changes in a state or condition.

- 寒い → 寒くなります get cold
- 元気 [な] → 元気になります get well
- 25歳 → 25歳になります become 25 years old



5. そうですね

そうですね is used when you agree or sympathize with what your partner in conversation said. そうですか with a falling intonation is a similar expression to this (see Lesson 2, 6). そうですか is, however, an expression of your conviction or exclamation after getting information which was unknown to you, while そうですね is used to express your agreement or sympathy with your partner in conversation when he/she refers to something you agree with or already know.





JLPT benkyō 勉強

みんなの日本語

LESSON 20



1. Polite style and plain style

Japanese language has two styles of speech:
polite style and plain style.

polite style	plain style
あした東京へ行きます。 I will go to Tokyo tomorrow.	あした東京へ行く。 I will go to Tokyo tomorrow.
毎日忙しいです。 I am busy every day.	毎日忙しい。 I am busy every day.
相撲が好きです。 I like sumo.	相撲が好きだ。 I like sumo.
富士山に登りたいです。 I want to climb Mt. Fuji.	富士山に登りたい。 I want to climb Mt. Fuji.
ドイツへ行ったことがありません。 I have never been to Germany.	ドイツへ行ったことがない。 I have never been to Germany.

The predicates which are used in polite style sentences and accompanied by either **です** or **ます** are called the polite form, while the predicates used in plain style sentences are called the plain form.

2. Proper use of the polite style or the plain style

- 1) The polite style can be used at anytime in any place and to anybody. Therefore, the polite style is used most commonly in daily conversation between adults who are not close friends. It is used when talking to a person one has met for the first time, to one's superiors, or even to persons in a similar age group to whom one is not very close. The polite style may be chosen when one talks to a person who is younger or lower in rank yet not so close. The plain style is used when talking to one's close friends, colleagues and family members.

! Note that you need to be careful about how much politeness is needed, basing this on the age of your conversation partner and your type of relationship. If the plain style is used inappropriately, you could sound rough and impolite, so when you cannot tell the situation it is safer to use the polite style.

- 2) The plain style is commonly used in written work. Newspapers, books, theses and diaries are all written in the plain style. Most letters are written in the polite style.

3. Conversation in the plain style

- 1) Questions in the plain style generally omit the particle **か**, which denotes a question, and end with a rising intonation.

- コーヒーを飲む？ Do you want a coffee?
- うん、飲む。 Yes, I do.

- 2) In noun and な-adjective questions, **だ**, which is the plain form of **です**, is omitted. In an answer in the affirmative, ending the sentence with **だ** could sound too rough. You can either omit **だ** or add some sentence final particle to soften the tone of the sentence. Women seldom use **だ**.

- 今晚暇？ Are you free tonight?
(used by both men and women)
- うん、暇／暇だ／暇だよ。 Yes, I am. (used by men)
- うん、暇／暇よ。 Yes, I am. (used by women)
- ううん、暇じゃない。 No, I am not.
(used by both men and women)

- 4) In the plain style, **い** of **Vて-form** **いる** is also often dropped.

- 辞書、持って[い]る？ Do you have a dictionary?
- うん、持って[い]る。 Yes, I do.
- ううん、持って[い]ない。 No, I don't.



- 3) In the plain style, certain particles are often omitted if the meaning of the sentence is evident from the context.

- ごはん[を]食べる？ Will you take a meal?
- あした京都[へ]行かない？ Won't you come to Kyoto tomorrow with me?
- このりんご[は]おいしいね。 This apple is tasty, isn't it?
- そこにはさみ[が]ある？ Is there a pair of scissors there?

で、に、から、まで、と、 etc., however, are not omitted because the meaning of the sentence may not be clear without them.

5) けど

けど has the same function as **が**, which is used to connect two sentences (see Lesson 8, 7 and Lesson 14, 7). It is often used in conversations.

- このカレーライス[は]おいしい？ Is that curry and rice tasty?
- うん、辛いけど、おいしい。 Yes, it's hot but tasty.
- 相撲のチケット[が]あるけど、いっしょに行かない？ I have tickets for sumo. Won't you come with me?
- いいね。 Sure.





JLPT benkyō 勉強

みんなの日本語

LESSON 21 (Part 1)



1. Plain form と 思います I think that ...

The ideas or information expressed with おもいます are indicated by the particle と.

1) When expressing conjecture

- あした雨が降ると思います。
I think it will rain tomorrow.

- テレサちゃんはもう寝たと思います。
I think Teresa has already gone to bed.



ミラーさんはこのニュースを知っていますか。
いいえ、たぶん知らないと思います。

Does Mr. Miller know this news?
No, I don't think he does.

When the content of conjecture is negative in nature, make the sentence before と negative.

2) When expressing one's opinion

- 日本は物価が高いと思います。
I think that prices are high in Japan.



The expression ～についてどうおもいますか is used to ask someone's opinion on something by using おもいます. と is not necessary after どう.

- 新しい空港についてどう思いますか。
きれいですが、ちょっと交通が不便だと思います。
What do you think of the new airport?
I think that it is clean but the access to it is not easy.

Agreement or disagreement with other people's opinions can be expressed as follows.

- | | |
|----------------------|----------------------------------------------|
| A: ファックスは便利ですね。 | A: Fax machines are convenient, aren't they? |
| B: わたしもそう思います。 | B: I think so, too. |
| C: わたしはそう [は] 思いません。 | C: I don't think so. |

2. "S" / Plain form と 言います say ...

The content expressed with 言います is indicated by the particle と.

1) When quoting directly what someone says or said, repeat exactly what they say as in the following structure.

- 寝る前に「お休みなさい」と言います。
We say "Good night" before going to bed.
- ミラーさんは「来週東京へ出張します」と言いました。
Mr. Miller said "I will go to Tokyo on a business trip next week".



2) When quoting indirectly what someone says or said, the plain form is used before と. The tense of the quoted sentence is not affected by the tense of the main sentence.

- ミラーさんは来週東京へ出張すると言いました。
Mr. Miller said that he would go to Tokyo on a business trip next week.



3. Plain form でしょう な-adj / N: ~だ

When the speaker expects that the listener has some knowledge on the topic being discussed and that the listener will agree with the speaker's view, でしょう is said with a rising intonation to confirm the listener's agreement.

- あしたパーティーに行くでしょう？
ええ、行きます。
You are going to the party tomorrow, aren't you?
Yes, I am.



- 北海道は寒かったですでしょう？
いいえ、そんなに寒くありませんでした。
It was cold in Hokkaido, wasn't it?
No, it wasn't that cold.





4. N1 (place) で N2 があります

When N2 expresses such events as a party, concert, festival, incident, disaster and so on, あります means "to take place" or "to be held".

- とうきょう 東京で日本とブラジルのサッカーの試合があります。

A football game between Japan and Brazil will be held in Tokyo.



5. N (occasion) で

When some action takes place on a certain occasion, that occasion is followed by で.

- かいぎ 会議で何か意見を言いましたか。

Did you give your opinion at the meeting?



6. N でも V

でも is used to give an example out of things of the same kind when one encourages or advises someone to do something or when one makes a suggestion.

- ちょっとビールでも飲みませんか。
Shall we drink beer or something?



7. V ない-form ないと ...

This expression is made by omitting いません from Vない-form ないといけません. Vない-form ないといけません is similar to Vない-form なければなりません which you learned in Lesson 17.

- かえ もう帰らないと。

I have to go home now.





JLPT benkyō 勉強

みんなの日本語

LESSON 22



1. Noun modification

You learned how to modify nouns in Lesson 2 and Lesson 8.

- ミラーさんのうち
Mr. Miller's house (Lesson 2)
- 新しいうち
a new house (Lesson 8)
- きれいなうち
a beautiful house (Lesson 8)

In Japanese, whatever modifies a word, whether it's a word or a sentence, it always comes before the word to be modified. Here you learn another way to modify nouns.

2. Noun modification by sentences

- 1) The predicate of the sentence which modifies a noun is in the plain form. In the case of な-adjective sentences, ~だ becomes ~な. In the case of noun sentences ~だ becomes ~の.

京都へ 行く人	行かない人	行った人	行かなかった人
a person who goes to Kyoto	who does not go to Kyoto	who went to Kyoto	who did not go to Kyoto

- 背が高く、髪が黒い人 a person who is tall and has black hair
- 親切で、きれいな人 a person who is kind and pretty
- 65 歳の人 a person who is 65 years old.

2) Nouns, which are various elements of the sentence, are picked out of it and can be modified by it.

- わたしは先週映画を見ました → わたしが先週見た映画
I saw a movie last week the movie **that** I saw last week
- ワンさんは病院で働いています → ワンさんが働いている病院
Mr. Wang works at a hospital the hospital **where** Mr. Wang works
- わたしはあした友達に会います → わたしがあした会う友達
I will meet a friend tomorrow the friend **whom** I will meet tomorrow

When the nouns in three sentences above are modified, the particle を、で and に attached to them respectively are unnecessary.

3) The noun modified by a sentence ("the house where Mr. Miller lived" in the example sentences below) can be used in various parts of a sentence.

- これはミラーさんが住んでいたうちです。 This is the house where Mr. Miller lived.
- ミラーさんが住んでいたうちは古いです。 The house where Mr. Miller lived is old.
- ミラーさんが住んでいたうちを買いました。 I bought the house where Mr. Miller lived.
- わたしはあーさんが住んでいたうちが好きです。 I like the house where Mr. Miller lived.
- ミラーさんが住んでいたうちに猫がいました。 There was a cat in the house where Mr. Miller lived.
- ミラーさんが住んでいたうちへ行っただことがあります。 I have been to the house where Mr. Miller lived.

3. N が

When a sentence modifies a noun, the subject in the sentence is indicated by が.

- ミラーさんはケーキを作りました
→ これはミラーさんが作ったケーキです。
Mr. Miller baked a cake.
→ This is the cake which Mr. Miller baked.



- わたしはカリナさんがかいた絵が好きです。
I like the picture that Ms. Karina drew.



- [あなたは]彼が生まれた所を知っていますか。
Do you know the place where he was born?



4. V dictionary form 時間/約束/用事

When expressing the time for doing some activity, put the dictionary form of the action before じかん.

- わたしは朝ごはんを食べる時間がありません。
I have no time to eat breakfast.



You can also say the content of the arrangement (appointment), etc., by putting the dictionary form of that action before やくそく, etc.

- わたしは友達と映画を見る約束があります。
I have an arrangement to see a movie with a friend of mine.



- きょうは市役所へ行く用事があります。
I have something to do at the city hall today.





JLPT benkyō 勉強

みんなの日本語

LESSON 23



1. V dictionary form / Vない-form / い-adj (〜い) / な-adj な / N の とき、〜

When ..., ...

とき connects two sentences and expresses the time when the state or action described in the main sentence exists or occurs. As shown in the table above, the forms of verbs, い-adjectives, な-adjectives and nouns connected to ときは the same as the forms when modifying nouns.

Verb (dictionary form)	Verb (negative form)	い-adjective (〜い)	な-adjective な	Noun の
↓	↓	↓	↓	↓
V とき	Vないとき	いとき	なとき	N のとき

- 図書館で本を借りるとき、カードが要ります。
When you borrow books from the library, you need a card.
- 使い方がわからないとき、わたしに聞いてください。
When you don't know how to use it, ask me.
- 体の調子が悪いとき、「元気茶」を飲みます。
When I'm not in good shape, I drink "Genki-cha".

- 暇なとき、うちへ遊びに来ませんか。
Won't you come to my place when you are free?
- 妻が病気のとき、会社を休みます。
When my wife is sick, I take a day off work.
- 若いとき、あまり勉強しませんでした。
When I was young, I did not study much.
- 子どものとき、よく川で泳ぎました。
I used to swim in a river when I was a child.



The tense of adjective sentences and noun sentences which modify ときは not affected by the tense of the main sentence.

2. V dictionary form / Vた-form とき、〜

When the dictionary form of the predicate is put before とき it indicates the non-completion of the action, and when the た-form of the predicate is put before とき it indicates the completion of the action.

- 国へ帰るとき、かばんを買いました。(*)
I bought a bag when I went back to my country.
- 国へ帰ったとき、かばんを買いました。(**)
I bought a bag when I went back to my country.

In (*), かえる indicates that at the time being referred to the action had not been completed, that the speaker had not reached his/her country yet and that he/she bought a bag somewhere on his/her way there (Japan is included). In (**), かえた indicates that the action was completed) and the speaker bought a bag after arriving in his/her country.



3. V dictionary form と、〜 ..., then (inevitably) ...

When expressing the situation where, as a result of a certain action, another action or matter inevitably happens, と is used to connect the sentences.

- このボタンを押すと、お釣りが出ます。
Press this button, and the change will come out.
- これを回すと、音が大きくなります。
Turn this, and the volume will go up.
- 右へ曲がると、郵便局があります。
Turn to the right, and you will find the post office.



✗ Expressions of one's will, hope, invitation or request cannot be used in the sentence which follows 〜と.




- ✗ 時間があると、映画を見に行きます (will)
- ✗ 映画を見に行きたいです (hope)
- ✗ 映画を見に行きませんか (invitation)
- ✗ ちょっと手伝ってください (request)

In those cases, the conditional expression 〜たら is used instead of 〜と (see Lesson 25).



4. N が adjective / V

You learned in Lesson 14 that the subject is indicated by が when describing a natural phenomenon. When describing a state or a scene as it is, the subject is also indicated by が.

- 音が小さいです。
The volume is low. 
- 電気が明るくなります。
The light became brighter. 
- このボタンを押すと、切符が出ます。
Press this button, and a ticket will come out. 

5. N (place) を V (verb of movement)

The particle を is used to denote the place where a person or a thing passes. The verbs of movement such as 散歩さんぽします, わたります, あるきます, etc. are used in this pattern.

- 公園を散歩します。
I take a walk in the park.
- 道を渡ります。
I cross the road.
- 交差点を右へ曲がります。
I turn to the right at the intersection.





JLPT benkyō 勉強

みんなの日本語

LESSON 24



1. くれます

You learned that **あげます** means "give" in Lesson 7. This verb cannot be used when somebody else gives something to the speaker or the speaker's family, etc. (× さとうさんはわたしにクリスマスカードをあげました). In this case **くれます** is used.

- わたしは佐藤さんに花をあげました。
I gave flowers to Ms. Sato.



- 佐藤さんはわたしにクリスマスカードをくれました。
Ms. Sato gave me a Christmas card.



- 佐藤さんは妹にお菓子をくれました。
Ms. Sato gave candies to my younger sister.



2. Vて-form あげます・もらいます・くれます

あげます、**もらいます** and **くれます** are also used to refer to the giving and receiving of actions as well as those of things. They indicate who is doing that act for whom, while also expressing a sense of goodwill or gratitude. In this case, the act is expressed by the て-form.

1) Vて-form あげます

Vて-form **あげます** indicates that one does something for somebody with a sense of goodwill.

- わたしは木村さんに本を貸してあげました。
I lent Ms. Kimura a book.



When the speaker is the actor and the listener is the receiver of the act, this expression could give the impression that the speaker is being patronizing. You are, therefore, advised to avoid using this expression directly to someone whom you do not know very well or who is senior or superior to you. You may use it to someone with whom you have a very close, friendly relationship. So, when you offer assistance to someone who is not very close, Vます-form ましょうか (see Lesson 14, 6) is used.

- タクシーを呼びましょうか。
Shall I call a taxi for you?
- 手伝いましょうか。
May I help you?



2) Vて-form もらいます

- わたしは山田さんに図書館の電話番号を教えてくださいました。
Mr. Yamada told me the telephone number of the library.

This expression conveys a sense of gratitude on the part of those who receive a favor.



3) Vて-form くれます

- 母は[わたし]にセーターを送ってくれました。
My mother sent me a sweater.



Like Vて-form **もらいます**, this expression also conveys a sense of gratitude on the part of those who receive a favor. The difference is that Vて-form **もらいます** has the receiver of the act as the subject of the sentence, while Vて-form **くれます** has the actor as the subject of the sentence, implying the actor (the subject) voluntarily takes the action. The receiver of the act in the latter case is often the speaker and **わたし** (the receiver) is often omitted.

3. N (person) が V

すてきなネクタイですね。
That's a nice tie, isn't it?



ええ、佐藤さんがくれました。
Yes. Ms. Sato gave it to me.

You present a topic, saying **すてきなネクタイですね**. Responding to it, your partner in conversation gives a piece of information on the topic which is unknown to you. [このネクタイは] さとうさんがくれました。The subject of the sentence giving new information is indicated by **が**.

4. Interrogative が V

だれが手伝いに
行きますか。
Who will go to
give him a hand?



カリナさんが
行きます。
Ms. Karina will.



You learned that when the subject is questioned, it is indicated by **が** in **あります/います** sentences (Lesson 10) and adjective sentences (Lesson 12). This is also the case for verb sentences.





JLPT benkyō 勉強 みんなの日本語

LESSON 25



1. Plain past form ら、～ If ...

When ら is attached to the past tense plain form of verbs, adjectives, etc., it changes the preceding clause into a conditional expression. When a speaker wants to state his opinion, situation, request, etc., in the conditional, this pattern is used.

- お金があったら、旅行します。
If I had money, I would travel.
- 時間がなかったら、テレビを見ません。
If I don't have time, I will not watch TV.
- 安かったら、パソコンを買いたいです。
If it's inexpensive, I want to buy a personal computer.
- 暇だったら、手伝ってください。
If you are free, please give me a hand.
- いい天気だったら、散歩しませんか。
If it's fine, won't you take a walk with me?



2. V た-form ら、～ When .../After ...

This pattern is used to express that a certain action will be done or a certain situation will appear when a matter, action or state which is sure to happen in the future has been completed or achieved. The main sentence is always in the present tense.

- 10時になったら、出かけましょう。
Let's go out when it gets to ten.



- うちへ帰ったら、すぐシャワーを浴びます。
I take a shower soon after I return home.



3. V て-form / い-adj (～い) →～くて / な-adj [な] →で / N でも、～ Even if ...

This expression is used to present a reverse condition. Contrary to plain past form ら、～, this expression is used when an action which is expected to be taken or an event which is expected to happen naturally under the given circumstances does not materialize or a thing turns out in a way opposite to a socially accepted idea.


- 雨が降っても、洗濯します。
Even if it rains, I'll do the laundry.



- 安くても、わたしはグループ旅行が嫌いです。
Even if group tours are inexpensive, I don't like them.



- 便利でも、パソコンを使いません。
Even if a personal computer is useful, I won't use it.



- 日曜日でも、働きます。
Even if it is Sunday, I will work.



4. もし and いくら

もし is used in a sentence in the plain past form to indicate beforehand that the sentence is going to present a condition, while いくら is used with ～ても (～でも) to do the same. もし implies that an emphasis is on the speaker's supposition while いくら is meant to stress the degree of conditionality.

- もし一億円あったら、いろいろな国を旅行したいです。
If I had 100 million yen, I would want to travel to various countries.



- いくら考えても、わかりません。
No matter how much I think, I can't understand this.



- いくら高くても、買います。
No matter how expensive it is, I will buy it.



5. N が

As mentioned in Lesson 16, 4. [Note], the subject of a subordinate clause is indicated by が. In subordinate clause using たら、ても、とき、と、まえに, etc., in addition to から, the subject is indicated by が, as shown below.

- 友達に来るまえに、部屋を掃除します。
I will clean my room before my friends come.



- 妻が病気のとき、会社を休みます。
When my wife is sick, I take a day off work.



- 友達が約束の時間に来なかったら、どうしますか。
If your friend doesn't come on time, what will you do?

